

From the Masthead

SOUTH BAY CRUISING CLUB

July 2021

FROM THE HELM

Charlie Margeson

Fellow SBCC Members and Associates!

I hope you had the chance to enjoy some of the warm summer weather in June. We've certainly had some interesting weekends. So far our racers have had slightly better luck with the June weather than our RV cruisers. The upcoming July schedule looks good with some great food-themed RV's planned. Come on out and join the festivities. July is an excellent month for our Great River and Cove RVs.

We also have some good news to report. As anticipated, the Board met to review the recent NYS Covid rule changes and agreed to revise our SBCC rules to meet the new less restrictive CDC/NYS Covid rules. This means that on-board visits at our Rendezvous are now allowed subject to certain safety guidelines. If you missed our June 25th email notification to the membership, here are the basics:

The new SBCC Rendezvous guidelines (eff 6/22/21):

-The "dinghy only" rule is no longer required for our RV parties.

-Vaccinated members and guests are no longer required to wear masks or social distance and may join RV parties on boats with the captain's agreement.

-Unvaccinated members and guests are still required to wear masks and social distance when inside, and wear masks or social distance when outside or on other boats. This includes our usual RV parties.

Note, that it is still each captain's final call and responsibility to determine his own ships rules with respect to our RV cocktail parties and guests boarding. Please be respectful of others concerns and when in doubt, let's err on the side of safety for all.

The Board and I will continue to monitor the changes to the NYS guidelines and make further updates to our COVID rules when we can.

Our Two-week cruise to Newport is in full swing and you can follow their activities through Rear Commo-

dore Stephanie Pizer's email updates. There is a core group of cruisers being joined by other SBCC cruisers at certain points. They have a great itinerary (thanks to Jay and Stephanie Pizer!) and are making the most of their visit to the East Coast's most famous and historic yachting center. Also, Todd and Pam McCarthy in *Bleu Moon* and Jeff Mattera in *Eagles Wings* are currently cruising together in Block Island. They joined the Two-week cruise on the first leg and are taking an extended cruise "Down East" to Maine. It will be good to catch up with all our coastal cruisers to hear about their adventures, when they return.

For those of us enjoying the Bay, we have plenty of upcoming events on our schedule including the GSBY-RA Invitational Race at the Bay Shore Yacht Club on July 18th, the West Island Invitational Race on Aug 7th and The Blast on July 21st, followed by our annual One-week Cruise. With the best days of summer still to come, check our schedule and make plans to join in the activities with the rest of your SBCC friends.

See you on the Bay!

Charlie Margeson

SBCC Commodore

commodore@sbccsail.org

Upcoming Events

- **July 6th, 13th, 20th, 27th—BSIR Races**
- **July 8th, 15th, 22nd, 29th—Babylon Twilight Races (Commodore's Cup # 2 July 29th)**
- **July 9th—End of the two-week cruise**
- **July 10th—RV at Great River "International Festival"**
- **July 17th—RV at Hemlock Cove—"Catalina Wine Mixer"**
- **July 18th—GSBYRA International Regatta**
- **July 24th—RV at Great River—"Cocktail Contest"**
- **July 26th—Board of Governors Meeting**
- **July 31st—RV at Great River —Theme TBD**

BSIR RACE SERIES

Visit www.sbccracing.org for race write-ups

2021 BSIR Race Results

Race: BSIR Spring 1
 Committee Boat: At Last
 Course: 11 Wind Speed: 10-12 kts.
 Date: June 1, 2021
 Captain: Anderson
 Wind Direction: SW

Position	Class	Yacht Name	Sail #	Captain
1	PHRF	Merry Ann	220	Burns/Cook
2	PHRF	Pandemonium	2224	Sebouhian
3	PHRF	Mo'sun	17	Feldman
4	PHRF	Czech Mate	1518	Dennerlein
5	PHRF	Integrity	11	Figueroa
6	PHRF	Aleboat II	232	Winberry
7	PHRF	Rising Tide	50110	Pizer
8	PHRF	Derailed	217	Marko
9	PHRF	Snoopy	682	Deruvo
10	PHRF	Papillon	166	Loretta
11	PHRF	Wind Dancer	378	Pfister
12	PHRF	Sweet Harmony II	5702	Martinich
13	PHRF	Moonrise	446	Gutmann
14	PHRF	Bertha	126	Rainis

BSIR Spring Race 3 scheduled for June 8th was cancelled due to inclement weather.

2021 BSIR Race Results

Race: BSIR Spring 3
 Committee Boat: Squidward
 Course: 7 Wind Speed: 6-8kts.
 Date: June 15, 2021
 Captain: Polansky
 Wind Direction: WNW

Position	Class	Yacht Name	Sail #	Captain
1	PHRF	Dark Star	7700	LaTorre
2	PHRF	Merry Ann	220	Burns/Cook
3	PHRF	Pandemonium	2224	Sebouhian
4	PHRF	At Last	101	Andersn
5	PHRF	Rising Tide	50110	Pizer
6	PHRF	Czech Mate	196	Dennerlein
7	PHRF	Integrity	11	Figueroa
8	PHRF	Maggie Lee	11185	Christiansen
9	PHRF	Aleboat II	232	Winberry
10	PHRF	Snoopy	682	Deruvo
11	PHRF	Mo'sun	17	Feldman
12	PHRF	Papillon	166	Loretta
13	PHRF	Sweet Harmony II	5702	Martinich
14	PHRF	Wind Dancer	378	Pfister
15	PHRF	Derailed	217	Marko
16	PHRF	Moonrise	446	Gutmann
17 WD	PHRF	Bertha	126	Rainis

2021 BSIR Race Results

Race: BSIR Spring 4
 Committee Boat: Maggie Lee
 Course: 3 Wind Speed: 7-13kts.
 Date: June 22, 2021
 Captain: Christiansen
 Wind Direction: NW

Position	Class	Yacht Name	Sail #	Captain
1	PHRF	Merry Ann	220	Burns/Cook
2	PHRF	Pandemonium	2224	Sebouhian
3	PHRF	Aleboat II	232	Winberry
4	PHRF	Integrity	11	Figueroa
5	PHRF	Czech Mate	196	Dennerlein

Race: BSIR Summer 1
 Committee Boat: Merry Ann
 Course: 8 Wind Speed: 18-24kts.
 Date: June 29, 2021
 Captain: Cook, Burns, LeMaitre
 Wind Direction: SW

Position	Class	Yacht Name	Sail #	Captain
1	PHRF	Squidward	269	Polansky
2	PHRF	Aleboat II	232	Winberry
3	PHRF	Integrity	11	Figueroa
4	PHRF	Pandemonium	2224	Sebouhian
5	PHRF	Tortoise	40014	Wheeler
6	PHRF	Snoopy	682	Deruvo
7	PHRF	Sweet Harmony II	5702	Martinich
8	PHRF	Papillon	166	Loretta
9	PHRF	Derailed	217	Marko
10	PHRF	Czech Mate	196	Dennerlein
11 DNF	PHRF	Moonrise	446	Gutmann
12 DNS	PHRF	Leviathan	12918	Simpson
13 DNS	PHRF	Espirit de Mer	888	Sidebottom



BSIR SPRING SERIES RESULTS

Ted Drossos and Gary Sebouhian

Position	Class	Yacht Name	Sail #	Captain
1	PHRF	Merry Ann	220	Cook/Burns/LeMaitre
2	PHRF	Pandemonium	2224	Gary Sebouhian
3	PHRF	At Last	101	Eddie Anderson
4	PHRF	Aleboat	232	Eric Winberry
5	PHRF	Czech Mate	196	Chris Dennerlein
6	PHRF	Integrity	11	Bob Figueroa
7	PHRF	Rising Tide	50110	Jay Pizer
8	PHRF	Mo'Sun	17	Lenny Feldman
9	PHRF	Dark Star	7700	Rick LaTorre
10	PHRF	Maggie Lee	11185	Lee Christiansen
11	PHRF	Snoopy	682	Dave DeRuvo
12	PHRF	Papillon	166	Nick Loretta
13	PHRF	Derailed	217	Matt Marko
14	PHRF	Wind Dancer	378	Harry Pfister
15	PHRF	Sweet Harmony	5702	Justin Martinich
16	PHRF	Moonrise	446	Robert Gutmann
17	PHRF	Bertha	126	Matt Rainis

Here are the BSIR Spring Series results. There was some very competitive racing during the first series of the season. Three boats (Aleboat, Czech Mate & Integrity) were tied for fourth place. Two boats (Wind Dancer & Sweet Harmony) were tied for fourteenth place. Paragraph "15 Scoring" in the "2021 Bay Shore Invitational Races Notice of Race and Sailing Instructions" describes how races are scored and ties are broken.



1st Place—Merry Ann



2nd Place—Pandemonium



3rd Place—At Last

BABYLON TWILIGHT RACE SERIES

Visit www.sbccracing.org for race write-ups

Date..... 6/3/21
 Event..... Babylon Twilight Spring 1
 Race Committee..... R. LaTorre
 Course Name..... Start to 9
 Course Distance..... 1.03
 Spin Start Time.....
 No Spin Start Time..... 19:40
 Wind Direction and Speed..... WSW 10-12 kts
 Comments..... One Boat

Class	Sail #	Yacht	Owner	HCP	Finish	Elapsed	TOD	Place
	199	Sovereign	C. DeMarco	228	20:10:00	0:30:00	0:26:05	

Date..... Thursday June 17, 2021
 Event..... Babylon Twilight Spring 3
 Race Committee..... A Mirchel #177
 Course Name..... Babylon 2
 Course Distance..... 3.65
 Spin Start Time.....
 No Spin Start Time..... 19:36
 Wind Direction and Speed..... SW 15kts
 Comments.....

Class	Sail #	Yacht	Owner	HCP	Finish	Elapsed	TOD	Place
N	7700	Dark Star	R. LaTorre	165	20:15:13	0:39:13	0:29:11	1
N	395	Bionator	M. Goodman	191	20:19:33	0:43:33	0:31:56	2
N	103	Rettsie	K. Padden	138	20:17:49	0:41:49	0:33:25	3
N	1227	Kickin' Back	M. O'Connell	161	20:20:02	0:44:02	0:34:14	4

Date..... 6/10/21
 Event..... Babylon Spring Twilight 2
 Race Committee..... J Davis
 Course Name..... S, 6, F
 Course Distance..... 3.80
 Spin Start Time.....
 No Spin Start Time..... 20:05
 Wind Direction and Speed..... East 18 kts
 Comments.....

Class	Sail #	Yacht	Owner	HCP	Finish	Elapsed	TOD	Place
N	7700	Dark Star	R. LaTorre	165	20:46:33	0:41:33	0:31:06	1
N	101	At Last	E. Anderson	132	20:53:09	0:48:09	0:39:47	2
N	199	Sovereign	C. DeMarco	237	21:10:35	1:05:35	0:50:34	3
N	177	Galatea	A. Mirchel	229	21:16:27	1:11:27	0:56:57	4
N	103	Rettsie	K. Padden	138	DNS	#VALUE!	#VALUE!	

Date..... 6/24/21
 Event..... Babylon Twilight Spring 4
 Race Committee..... K. Padden #103
 Course Name..... Babylon Course 4
 Course Distance..... 5.20
 Spin Start Time.....
 No Spin Start Time..... 19:35
 Wind Direction and Speed..... East 18-22kts
 Comments.....

Class	Sail #	Yacht	Owner	HCP	Finish	Elapsed	TOD	Place
N	7700	Dark Star	R. LaTorre	165	20:37:10	1:02:10	0:47:52	1
N	185	Intrepid	C. Goodwin	196	20:44:03	1:09:03	0:52:04	2
N	1227	Kickin' Back	M. O'Connell	161	20:42:55	1:07:55	0:53:58	3
N	395	Bionator	M. Goodman	179	20:45:39	1:10:39	0:55:08	4
N	101	At Last	E. Anderson	132	20:44:11	1:09:11	0:57:45	5
N	199	Sovereign	C. DeMarco	231	20:59:25	1:24:25	1:04:24	6



GREAT RIVER 'HAWAIIAN' RV — June 3-4



Five boats spent the night, but we had some daytime visitors, both by boat and some hitchhikers from shore!
Here are a few we seldom see! What a nice surprise!

Our Hosts, Peggy Van Tassel, Flori Grotto, and Bob Van Tassel



Margaret and Lee Christiansen and Bob and Carole Sheppard

BELLPORT RV — June 12-13





Hosts, Joe Werkmeister and Christina Pietras

Three boats braved the East wind. Well, two anyway; Fred and I didn't even put up a sail, as we are around the corner on Beaver Dam Creek. Sunday was beautiful and we planned an excursion to the inlet. We were having out-board trouble so missed the start. Joe and Christina turned back when Mr. Torquedo decided that the current and distance were more than it was willing to accomplish. They made it back to *Polaris* with only 9% battery! Fred and I put the motor away on *Dust in the Wind*, and pulled out the sail kit!

We sailed across the Bay, then got out and walked to the next "channel," then sailed some more, then got out and walked—repeat several times—the last channel to the beach was dead into the wind with the current still incoming. We never made it! 100 yards away and could NOT get there!

Pam and Todd DID get there. They had a nice tour of the inlet and saved quite a few horse-shoe crabs that had flipped over.



Photos by Stephanie Pizer and captions by Mara Liesegang

COAST GUARD COVE “CRAZY HATS” RV —June 19-20

There were five boats at the “Crazy Hats” RV hosted by Jay and Stephanie Pizer. A fun time was had by all, and Pam couldn't decide which one to wear!

Photos by Stephanie Pizer. Rumor has it, she is saving some of the best photos for the Yearbook!



HEMLOCK COVE “ITALIAN FEAST” RV —June 26-27

The weather was not very cooperative for this RV, so participation was light. To quote John, “When we saw the fog in the morning we knew it didn’t look good for participation, but we ventured over about noon and were quite pleased the fog cleared around 1 p.m. and it was quite nice, except for the occasional green fly. The amount of boats in the cove was considerably light. Kathy and I were prepared to have a quiet evening alone when to our surprise Chris DeMarco and Gabby showed up on *Sovereign*. It was great listening to their trip escapades (returning from Block) as we enjoyed our Italian Feast with plenty of food and drink. We toasted to fair winds for the club boats on their way to Shinnecock and Block and had a very enjoyable evening overall. It was very refreshing to see young folks in the club participating in both racing and RV.”



Hosts John and Kathy Trotta joined by Chris DeMarco and Gabby

SUNSCREEN UPDATE, 2021**Heather Dawson Reed**

We all know to use sunscreen to protect ourselves from sunburn and reduce the risk of developing skin cancers. At the website [Sunscreen: How to Help Protect Your Skin from the Sun | FDA](#), the FDA recommends:

- Using a sunscreen that is broad spectrum, which means it offers protection against both UVA and UVB rays.
- Using a product with an SPV value of 15 or higher, or if your skin is fair, choosing a sunscreen with 30 to 50 SPF.
- Reading the label to be sure you are using the particular product correctly.
- Checking the expiration date to be sure your product's ingredients are still active—a product without an expiration date can be considered expired three years after you bought it.
- Applying sunscreen liberally and often, including after getting wet (even if your sunscreen label claims it's water-proof).

What's in your sunscreen? The list below shows acceptable active ingredients:

- Aminobenzoic acid
- Avobenzone
- Cinoxate
- Dioxybenzone
- Homosalate
- Meradimate
- Octocrylene
- Octinoxate
- Octisalate
- Oxybenzone
- Padimate O
- Ensulizole
- Sulisobenzone
- Titanium dioxide
- Trolamine salicylate
- Zinc oxide

What shouldn't be in your sunscreen? **Benzene.**

A recent study of sunscreen ingredients found that 78 US sunscreen brands actually contain benzene, a known carcinogen (<https://www.mdedge.com/dermatology/article/241362/mixed-topics/benzene-was-found-some-sunscreens-now-what>). To check whether your brand contains benzene, go to: [Valisure-Citizen-Petition-on-Benzene-in-Sunscreen-and-After-sun-Care-Products-v9.7.pdf](#) If you scroll to p.12 of the petition, you will see the benzene-positive list in Table 2. For a list of popular sunscreens that were found to NOT contain benzene, go to Attachment A in the petition, or use the following link: [Attachment-A-Table-5-of-Valisure-FDA-Citizen-Petition-on-Sunscreen-v2.pdf](#)

Enjoy being on the water but be safer—remember to use sunscreen even on a cloudy day.

Heather Dawson Reed

Fleet Surgeon

surgeon@sbccsail.org**FROM THE WEBMASTER****Rich Mourino**

We have recently transitioned to a new server and our newsletter emails may be going to your spam folder. A newsletter went out to all members on 6-22-2021 at 1: 09 PM. Please check your spam folder for any SBCC newsletter that may have been diverted. If you find one, select it, tell it is not spam, and then move it to your inbox. That should tell your email account that future emails are ok to go to your inbox when received.

Rich Mourino

Webmaster

webmaster@sbccsail.org

Wet Pants Sailing Association

Fred Liesegang

Wet Pants Sailing Association had its humble beginnings in Sayville in 1934. Young sailors Edward “Ed” Kinkaide and William “Bill” Huus won races one day on the Great South Bay. That evening they went to collect their trophies from the Cherry Grove Yacht Club, host of the race at the award dinner at the Cherry Grove Hotel (Fire Island, NY). Ed and Bill’s glory was short-lived – they were surprised to learn that despite winning the races, they were ineligible to place and receive trophies because they had no yacht club affiliations. Necessity is the mother of invention, so together with Mr. Hervey Garrett Smith, who would lead as the Commodore for the first 3 years, they created Wet Pants as an inexpensive inclusive sailing club.



The WPSA Clubhouse

The clubhouse sits on the former site of a restaurant. Located at the Town of Islip’s Port O’Call Marina at the foot of Foster Avenue, in Sayville, NY, this building has weathered tides, floods and storms.



Weeknight Races!

Summer weeknight races are informal and open to all members, all types of boats, all ages. Don’t have a boat? Sign up to ride along with any boats with available seats.




Summer Dry Sail and Winter Dry Sail storage is an attractive and affordable option for members with small boats. Each season boats can be stored at WPSA for an extra fee, based on the size and type of boat.

Seaside boat storage is convenient and inexpensive – thanks to the WPSA’s electric hoist! Lift and lower from trailer to the boat basin.

Visit wetpantssailing.org to explore the wonders of this nearly 90-year-old sailing club and school.

The following pages are excerpted from the 2021 Green Boating Guide that is published by Sailors For the Sea. This document is 41 pages of very worthwhile information. Considering we are in mid-season I thought the three pages that follow were appropriate. I will share additional pages in future Masthead issues, but if you would like to access the entire document, visit this link: <https://drive.google.com/file/d/1Zt7PaAjG6BPGPiNI4kUzQu4UTwPZAbvj/view?usp=sharing>



❑ **FILL'ER UP CAREFULLY**

Proper fueling procedures can help prevent fuel and oil from sneaking into our waterways. Try using an absorbent bib or collar to catch drips, and fill your tank slowly to prevent any overflow.

❑ **BE PREPARED FOR A SPILL**

Store spare oil-absorbent socks, pads and pillows onboard your boat, just in case a spill occurs. Since each spill will be handled differently, be sure to contact the marina and/or the U.S. Coast Guard National Response Center at 1-800-424-8802 for cleanup advice.

❑ **LOWER YOUR CARBON FOOTPRINT**

Reducing your fuel usage not only lowers your carbon footprint, but also saves you money. By decreasing extra weight onboard, keeping your hull clean and performing routine maintenance on your engine, you will make fewer trips to the fuel dock too!

❑ **USE YOUR HEAD**

If possible, use a Marine Sanitation Device with a holding tank to store sewage until it can be transferred ashore at a pumpout facility. If you're in an area without pumpout facilities, be sure you are more than three miles offshore before you discharge your blackwater – it's the law in the U.S.

❑ **COME CLEAN**

Research your cleaning products. Manufacturers are not required to disclose all of the ingredients on their containers, and due to lack of marketing regulation, any product can be labeled with words like natural, non-toxic, organic or biodegradable.

❑ **PROTECT YOUR BOTTOM**

Copper is the most commonly used biocide, but it has been shown to be toxic to marine plants and animals. Try alternative antifouling paints or coatings – they are less toxic and can save you money, since they generally last longer on your hull than copper-based paint.

❑ **GET TO KNOW YOUR WILDLIFE**

Before you go out boating, research animals that may be in the region – knowing what species to look for can help avoid collisions. When viewing wildlife, remain at least 300 feet away and limit your viewing time to 30 minutes.

❑ **STOP AN INVASION**

By properly cleaning your boat and equipment after each use, you can help prevent the spread of non-native plants and animals. Removing all vegetation and spraying your boat, trailer and equipment with high-pressure water and rinsing with hot water will help stop invasive hitchhikers.

❑ **DO MOOR**

When choosing where to settle in for the night, first look for available mooring buoys. If you decide to anchor, check your charts and review advice from fellow mariners to avoid sensitive habitats including seagrass beds and coral reefs. Anchors and anchor chains can cause significant damage to these habitats.

❑ **REDUCE, REUSE, RECYCLE**

Limit the amount of single-plastic you use and opt for reusable items, including water bottles, plates and flatware. Boat materials, such as shrinkwrap, oil, antifreeze, fishing line and batteries can be recycled, in addition to bottles, cans and paper.



NON-TOXIC CLEANING PRODUCTS

Many cleaning products are harmful to aquatic life, water quality and the overall ecosystem. Some chemicals damage fish tissues, while others create nutrient imbalances leading to algal blooms. Whether you clean your boat on land or in the water, the choice of product that you use is important.



Tips for cleaning:

- Regularly rinse your boat with freshwater to reduce the need for harsh chemicals.
- Research your cleaners. Manufacturers of chemical products are not required to list ingredients on containers or make them public.
- Use cleaning products sparingly and try to prevent graywater from directly draining into your waterways. Try utilizing designated washdown areas at your marina, or wash items on a grassy area, which can help absorb runoff.

Which products to buy?

BoatU.S. Foundation recently updated their [2009 study](#) and [tested 9 new "green" boat soaps](#) to see if the products lived up to their environmental claims while still cleaning a vessel effectively. Interestingly, they found that the "greenness" of a cleaner did not impact its ability to clean.

Based on their research and weighing all the factors (cleaning, performance, toxicity and biodegradability), here are some of the top product recommendations:

1. [303 Multi-Surface Cleaner](#)



2. [Boat Soap](#)



3. [MaryKate Super Suds Boat Soap](#)



Additionally, [Ecoworks Marine](#) has a variety of products to clean every part of your boat. All of their products are compliant and surpass the MARPOL Annex 5 1.7.5 criteria and declared not harmful to the marine or river environment.



Make your own homemade cleaners

With the following seven products that you may already have in your kitchen cabinets, you can clean most of your boat and boating accessories in an eco-smart and cost-effective way.



- White vinegar**
- acidic
 - dissolves dirt and debris
 - antibacterial



- Baking soda**
- mildly alkaline
 - slightly abrasive
 - dissolves dirt and grease



- Borax**
- alkaline
 - dissolves stains, mold and mildew



- Hydrogen peroxide**
- disinfectant that is anti-bacterial and viral



- Lemon juice**
- acidic
 - dissolves dirt and debris
 - antibacterial



- Cream of Tartar**
- mildly acidic
 - slightly abrasive
 - dissolves dirt and grease



- Salt**
- gently scours
 - boosts cleaning and deodorizing action of mixture

Recipes for cleaning your boat and gear



- All-purpose**
- White vinegar
 - Water
 - Bucket
 - Brush or cloth

This simple mixture can be used for general cleaning purposes on your boat. In a bucket, add 1 cup of vinegar to a gallon of water. Use a brush or cloth to clean surfaces of dirt. Rinse with water.



- Mildew remover**
- Lemon juice
 - Salt
 - Bowl and spoon
 - Brush or cloth

For mildew stains on canvas or cloth surfaces, mix one part lemon juice and one part salt in a bowl. Apply the mixture to the mildew stain and scrub. Rinse with water and let items dry fully in the sun.



- Stainless steel**
- Baking soda
 - Water
 - White vinegar
 - Bowl and spoon
 - Cloth

In a bowl, add baking soda and water. Mix until you make a thick paste. Rub the paste on the surface with cloth. Rinse with water. To remove water spots, wipe area with cloth that has been dipped in vinegar.



- Life jackets**
- White vinegar
 - Water
 - Hydrogen peroxide
 - Bucket

In a bucket, add 1 cup of white vinegar to a gallon of water. Soak for 30 mins and rinse with water. To sanitize, add 1 cup of hydrogen peroxide to a gallon of water in a bucket. Repeat process and then dry.



- Aluminum**
- Cream of tartar
 - Water
 - Bucket
 - Tablespoon
 - Cloth

In a small bucket, add 2 tablespoons of cream of tartar to 1 quart of hot water, and mix. Use a cloth dipped in the mixture to clean aluminum. Rinse with water. Cream of tartar is used instead of baking soda because it can cause the metal to oxidize.



- Sails**
- Borax
 - Water
 - Bucket
 - Sponge
 - Soft brush

Add 1 to 2 cups of borax to a gallon of hot water. Use sponge to apply mixture to a damp sail. Use a soft scrub brush for stains. Let the mixture soak on for 2 hours. Rinse with water. Dry the sail fully by hoisting it or drape the sail in a dry place in the sun.

NEWS YOU CAN USE



Watch Hill and Sailors Haven are NOT sold out for the Summer!

Contrary to rumors, our marinas are not sold out this summer. But even on sold-out weekends like this 4th of July Holiday weekend, we have 28-day slips on E-land at Watch Hill for boats of all sizes that are mostly first-come first-serve slips. Book your weekends and weekdays for this summer now at [Sailors Haven](#) and [Watch Hill](#).

You can call ahead at Watch Hill at 631-597-6073 or Hail us on VHF channel 9 or 16 (we're now monitoring). Note, we've had some problems with our land lines at both Watch Hill and Sailors Haven. Watch Hill's dock-house phone has been repaired. Sailor Haven's number is still down for reasons beyond our control but will be restored soon at 631-597-6014. In the meantime, Dockwa chats are the best way to reach the Dockmasters and to make special requests like slips next to your friends (best to do during reservation in special request field). We monitor Dockwa chats at both Watch Hill & Sailors Haven.

BoatUS: Beware of 'Regular 88' Gasoline

Recent adjustments to summer fuel regulations to allow more ethanol fuel in stations, coupled with confusing labeling, means that the fuel you are putting in your dinghy's fuel tank could undo all that care you took last winter. BoatUS is currently urging federal regulators to require more stringent labeling requirements at the pump — especially with regard to a blend marketed as "Regular 88." Visit [BoatUS: Beware of 'Regular 88' Gasoline | Practical Sailor \(practical-sailor.com\)](#) for the full article from Practical Sailor magazine.

Sea Tow Great South Bay March 30 at 5:02 PM · 🌐

FIRE ISLAND INLET SPRING 2021 UPDATE- The Fire Island Inlet is navigable but you absolutely need to pay very careful attention to the current situation. If you follow the buoys and go between buoys 5 and 6, you most likely will run aground. The buoy marked #5 is a green buoy, and in our opinion it should be replaced with a red buoy and moved at least 50ft north of where it is. Other than that, stay far away from the area in red and you should be ok, as there is plenty of deep water, just not in the current channel. As always, proceed at your own risk and make sure you are an active Sea Tow Member. www.seatow.com

This recent Sea Tow update regarding the Fire Island Inlet is no longer accurate! Our two-week cruisers have confirmed that the best way out is to hug the green and go from Green 5 to Green 3, which is opposite of this diagram. Thank you to Rick LaTorre and Jay and Stephanie Pizer for this update.

Thank you to Jeff Frederick and Rich Troy for providing the original FI Inlet update, and to Mara Liesegang and Jim Papa for providing the informative article from Practical Sailor Magazine. Thank you also, to Pam McCarthy for providing the update for Watch Hill and Sailors Haven.

TODD'S TIPS #8**Todd McCarthy**

This month's tip was sourced from an email Todd received from skippertips.com. Captain John of skippertips.com offers free email tips approximately once per week. I have also been receiving his emails and find them to be very educational. He also offers a paid subscription through which more in-depth information may be obtained. Visit his website at www.skippertips.com to join his mailing list or to subscribe to his paid content.

Do you go through a step-by-step inspection of your engine before you hit the "start" button? Make sure you check these seven vital components before you do. This could add years of life to your sailboat's diesel workhorse.

1. Oil - Use this double-dip technique. Pull the dip-stick out and wipe it off. Push it back in all the way so that it gets to the bottom of the oil sump. Pull it out and look at the oil color. It should be black (brown or streaked indicates water in the oil). Smear the oil on your fingers and shine a light onto it. Granules signal internal metal fatigue. Address any problems right away.
2. Transmission fluid— Yes, it's a pain to check transmission fluid, but repairs are costly if you don't. Make sure to check the fluid level twice for accuracy. Most transmission dip-sticks screw into the engine. Unscrew the stick and pull it out. Wipe it clean, then reinsert it to where the threads just touch the housing (do not screw it back in until you check the level). Pull it out, check the level, and smell the fluid. A burned odor means your transmission needs service right away.
3. Coolant cap and fluid level - Remove the header tank cap, turn it over, and check the gasket. Worn cap gaskets are unable to provide a tight seal. Replace the entire cap. Otherwise, you will lose coolant. This could cause the engine to overheat and result in internal damage. Stick your finger into the header tank (cold tank only!). Keep the fluid level close to the top of the fill.
4. Belts and hoses - Depress the drive belts. Adjust or replace any belt that has more than 1/2 inch of play. Feel hoses (cold only) for softness. Look for cracks or abrasion. Replace defective belts and hoses right away. Carry spares aboard as part of your spare parts kit.
5. Stuffing box (packing gland) - Look for excessive leaks at the shaft packing. More than one boat has sunk on a mooring or at anchor from a leaking stuffing box. Two or three drops a minute provide lubrication, but more than that tells you the nuts are too loose or the packing material has worn. You will need two over-sized wrenches to tighten the nuts. If it still leaks, replace the packing material.
6. Raw water seacock and exhaust - Make sure the raw-water seacock handle lines up with the raw water hose. This opens the valve to allow cooling water to the engine. After you start the engine, check the stern exhaust tube for a steady flow of water. Blockage often points to a clogged raw water filter or an object trapped against the outside raw water intake.
7. Test battery cables—Cables loosen when the boat pitches, rolls, or vibrates at sea. Check the connection at each battery terminal and on the side of the engine.

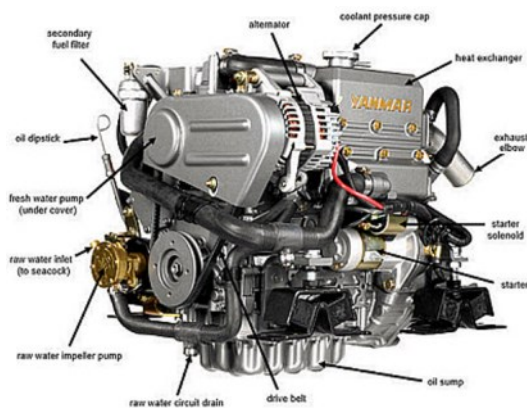


photo courtesy of Yanmar Marine

SCUTTLEBUTT DJ Greco/Peg Daisley

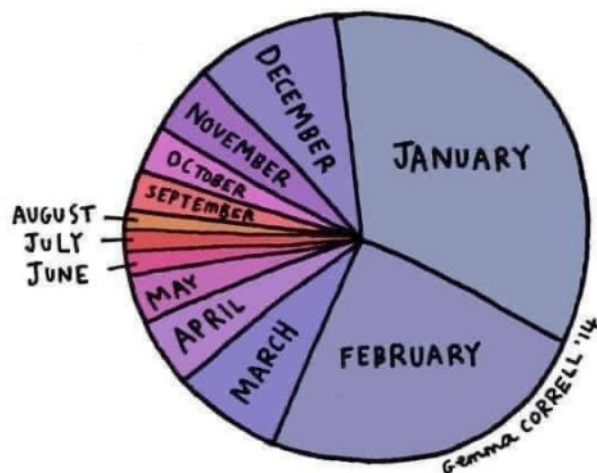
ON THE LIGHTER SIDE!

- Roger and Peg Daisley have finally completed their move from Bay Shore, New York to St. Petersburg, Florida. As they gradually settle into their new lifestyle, they are already hoping that the future holds many visits with SBCC friends either during the season on Long Island, or off-season down South. Their daughter Kate and two granddaughters will continue to reside in Bay Shore, so there's lots of incentive to be back! You can reach the Daisleys at their new address: 4199 38th Avenue South, 65E, St. Petersburg, FL 33711. Many SBCC memories were made in the Daisley's Bay Shore home. From the SBCC parties, the Salty Dogs band practices, and so many SBCC meetings that were held there, we all enjoyed being with them in their lovely home. Now they venture down to St. Pete, FL where they will become part of the SBCC Gulf Coast Chapter.

- Past Commodore Dave Tedesco and June were supposed to be on the two-week SBCC Cruise, however at the last minute Dave contracted Lyme disease. Better than what he thought was Covid, but luckily he is vaccinated. We wish him a speedy recovery.

- Two of our youngest SBCC members, Joseph and Elias Frederick, are on an excellent adventure with the SBCC Two-week Cruise with their parents, Vice Commodore Jeff and Elizabeth onboard *Cambria*. What a way to make excellent memories that will last forever!

- SBCC met with and enjoyed the company of members and friends of the Sarasota Sailing Squadron at the home of Belle Baxter in Bradenton Florida. SBCC was represented by past Commodore Roger Daisley and his lovely wife Peg and former chairs of the Hospitality Committee, Laurie Jean and Gaspare Messina. SSS was represented by Flying Scot, co-captain Bob Twinam, and his charming wife Brenda. Other attendees were Ken and Lisa Tebo and Leslie Young and Thorning Litle.



The Year in the life of a boat owner!
Submitted by Wendy Gesele



NAUTICAL TIDBITS

Have you ever wondered where the term Scuttlebutt originated? The scuttlebutt was a small cask (called a "butt") of water placed on deck each day for members of the crew to drink from, normally by dipping a chained tin mug through a small hole, or scuttle, cut into the barrel's side. The men could drink as often as they liked but were allowed only one cup per trip to conserve water. Another conservation practice was doing away with the scuttle entirely, with the crew drinking from the cask via an old musket barrel shoved through the bung. As noise had to be kept to a minimum on deck, (so commands and orders could be heard) and below decks as well (where off-watches were trying to sleep), the scuttlebutt was one of the few common areas where a sailor could relax while mulling over the day's events with fellow Tars. As such, the word itself eventually came to mean "rumors" or "gossip."

EGGPLANT INVOLTINI

Flori Grotolli

The weather's warmer and eggplant is in season, so what better recipe than the Eggplant Involtini (rolls). Grilled, tender eggplant slices rolled up around cheese and baked in fresh tomato sauce is the ultimate summer appetizer and a great take-along dish for the boat.

Ingredients

- 1 large Italian eggplant (long or round are both good choices)
- Triangle of good Pecorino cheese to cut slices from
- Small pot of tomato sauce - any simple sauce will do
- Olive oil
- Salt and pepper

Put up a small pot of tomato sauce and allow it to cook while preparing the eggplant.

Then take the eggplant, cut off the ends and peel some of the skin off the eggplant in alternate layers.

Cut 1/4" thick, long slices and place them in a colander. Sprinkle them with salt and cover with a weighted plate. This will 'sweat' the eggplant slices and remove all the bitter water they contain.



Let the slices sit this way for about 20 minutes. Remove the slices and wipe the salt off with a paper towel, and pat them dry.

EGGPLANT INVOLTINI**Flori Grotoli**

Brush olive oil on a hot grill pan or, if you're confident, grill them on the BBQ (I can't seem to do it!). Grill about 5 minutes on each side or until the eggplant slice is cooked. Set aside to cool along with the sauce. In the meantime, create long slices of the Pecorino cheese and cut so that each piece is as long as the width of the slices.



I use a non-stick pan and I lay some sauce on the bottom. Then, I take each individual slice and lay the cheese slice across the widest part. Roll the eggplant slice tightly to create a roll. Place each roll in the pan with the tomato sauce at the bottom.

Top the rolls with more tomato sauce and place in a 350 degree oven for 20 minutes.

Eat the eggplant rolls hot and the cheese is soft. but they can be eaten cold and the cheese will be hard.

Either way they're delicious! Enjoy!

**Flori Grotoli**

S/V Floriana








cavalieri@mindspring.com

FROM THE SHIP'S STORE

Glen Bernichon







We have added a new feature for embroidery work. Now you can personalize your shirts and jackets with your boat's name and/or sail number under the Club logo for a small additional fee.

Please check the Ship Store web page <https://sbccsail.org/home/purchase-items/> for the great closeout sales and details.

	<p><u>Burgee</u> Price \$26.00</p>	<p>\$ _____</p>
	<p><u>Decals</u> These are the perfect way to show your pride in the Club on your vehicle. Price \$1.00</p>	<p>\$ _____</p>
 *	<p><u>Baseball Cap</u> Available in Nautical Red, Deck Blue. Size is fully adjustable. These hats are in stock and can be ordered. Price \$18.00</p>	<p>\$ _____</p>
 *	<p><u>Closeout Sale—Bucket Hat</u> Order now – Limited supply (Only 3 left) - all are size XL These hats can not be reordered. Price \$21.00 Closeout price slashed to \$10.00</p>	<p>\$ _____</p>
 *	<p><u>Sun Visor</u> Perfect for those who want to reduce sun glare without a full hat. Price \$10.00</p>	<p>\$ _____</p>
	<p><u>Folding Can Hugger</u> Space saving can holder— helps to keep that drink cold for the RV. Order now—Limited supply Price \$1.00.</p>	<p>\$ _____</p>
 *	<p><u>Socks: SBCC Socks</u> Unisex sock with the Club Burgee, Very comfy One Size fits most up to men's size 12. A must have for the Commodore. Supply Limited—for sale at events only. Send email to storekeeper to verify availability. Price \$18.00</p>	<p>\$ _____</p>

FROM THE SHIP'S STORE

Glen Bernichon

 <p style="text-align: right;">*</p>	<p>Closeout Sale—Nylon Windbreaker Folds into hidden pocket to save space. And increase packability Available in Navy Blue and Scarlet Red In stock sizes are limited — Other sizes can be ordered at full price Choice of logo on new orders Price \$38.00 - \$25.00 (2XL add \$2.50)</p>	<p>\$ _____</p>
 <p style="text-align: right;">*</p>	<p>Shirts: Full Zipper Sweatshirt Sweatshirt with hood: Quality, thick & soft, by J-America, 80% cotton, 20% polyester, washes nicely. Available in Navy Currently only XL and 2XL in stock. S to 2XL may be ordered. Price \$43.00 (2XL add \$2.50)</p>	<p>\$ _____</p>
	<p>Long Sleeve Shirt (No hood only) Limited Edition Light Weight Long sleeve T-Shirt, Graphic on back designed by our own Roger Ramsdell. Color Heather Gray Very limited supply—Order now</p>	<p>\$ _____</p>
 <p style="text-align: right;">*</p>	<p>Tote Bag Double Handled Tote Bag, 4-gallon capacity, Sturdy 100% cotton canvas, perfect for heading to stores while cruising Supply Limited—for sale at events only. Send email to storekeeper to verify availability. Price \$25.00</p>	<p>\$ _____</p>
	<p>Logo for the Polo shirts shown on the following page. Logo # 1 Either black or white lettering with your name or boat name under the logo. The burgee is Kelly green and white.</p>	
	<p>Logo for the Polo shirts shown on the following page. Logo # 2 Either black or white lettering with your name or boat name under the logo.</p>	

New Items! Personalize your shirts and jackets with your boats name and/or sail number under the Club Logo for a small additional fee.



Men's Cotton Tee Shirt with Logo

*** Special Order ***

A Gildan 6.0 oz cotton crew neck tee shirt. Sizes: Small, Medium, Large, X-Large, (2XL add \$3.00) Available in: Light Blue, Carolina Blue, Navy, Red, Sand, Royal, Ash Grey, Charcoal, White, Black

Logo #1 _____ Logo #2 _____

Your name or boat name: _____

Price \$14.00

\$ _____



Women's Cotton Tee Shirt with Logo

*** Special Order ***

A Gildan 5.3 oz cotton V-neck tee shirt. Sizes: Small, Medium, Large, X-Large, (2XL add \$3.00) Available in: Sapphire Blue, Royal, Navy, Coral Silk, Red, Sport Grey, Charcoal, White, Black

Logo #1 _____ Logo #2 _____

Your name or boat name: _____

Price \$15.00

\$ _____



Men's Polo Shirt with Logo

Men's 3 Button Polo Jerzees brand shirt with collar.
50/50 Cotton/Polyester Pre-shrunk Jersey with stain-resistant finish.
Sizes: Small, Medium, Large, X-Large, (2XL add \$2.50)
Available in: True Red, Cyber Pink, California Blue, Navy, Scuba Blue, Light Blue, Oxford.

Logo #1 _____ Logo #2 _____

Your name or boat name: _____

\$ _____



Women's Polo Shirt with Logo

Women's 4 Button Polo Jerzees brand shirt with collar.
50/50 Cotton/Polyester Pre-shrunk Jersey with stain-resistant finish.
Sizes: Small, Medium, Large, X-Large, (2XL add \$2.50). Available in:
True Red, Cyber Pink, California Blue, Navy, Light Blue, Oxford, White, Black

Logo #1 _____ Logo #2 _____

Your name or boat name: _____

\$ _____

Price \$21.00



UV Protected Long Sleeve Polo Shirt with Logo

Core365 brand shirt with collar. Moisture wicking, antimicrobial and UV protection performance. 100% polyester snag protection tricot, Spandex enhanced rib knit cuffs. Sizes: Small, Medium, Large, X-Large, (2XL add \$2.50) Available in: Carbon, Royal Blue, Classic Red, Classic Navy, Burgundy, White, Black

Logo #1 _____ Logo #2 _____

Your name or boat name: _____

\$ _____

Price \$37.00



Men's UV Protected Long Sleeve Polo Shirt with Logo

Men's 3 Button Polo Core365 brand shirt with collar. Moisture wicking, antimicrobial and UV protection performance, 100% polyester snag protection tricot, Spandex enhanced rib knit cuffs. Sizes: Small, Medium, Large, X-Large, (2XL add \$2.50) Available in: Carbon, Royal Blue, Classic Red, Classic Navy, Burgundy, White, Black

Logo #1 _____ Logo #2 _____

Your name or boat name: _____

\$ _____

Price \$37.00



Closeout Sale—Full Zip Hooded Sweatshirt

This is a Full Zip Hooded sweatshirt by J-America. It is 80/20 Cotton/Polly. Washes nicely and is comfy warm.

Limited sizes available now (L,XL,2XL)

Price ~~\$43.00~~ \$35.00

Special order available Price \$43.00

Logo choice: #1 _____ #2 _____

Your Name or Boat Name: _____

\$ _____



***** Special Order*** Crewneck Sweatshirt**

This is a crewneck sweatshirt by J-America. It is 80/20 Cotton/Polly. Washes nicely and is comfy warm.

Available colors Black, Charcoal, Ash

Special order only can be ordered with either of the Logos above. Logo: #1 _____ Logo #2 _____

Your name or boat name _____

Price \$43.00

\$ _____



Closeout Sale—Red Cotton Tee Shirt

This is a 100% cotton tee shirt in Brick Red with a silkscreen compass rose and burgee

2 sizes available

4XL – Only 3

3XL – Only 3

Price \$5.00

\$ _____

Check # _____

TOTAL ORDER: \$ _____

Member Name: _____

The preferred payment method is with a credit card on the WEB Page (<https://sbccsail.org/home/purchase-items/>).

However, checks are still accepted (no-cash please).

Please make checks out to "SBCC," Mail the completed order and payment to:

Glen Bernichon, 102 Manistee Lane, East Islip, NY 11730-3406.

Questions, please call Storekeeper at 631-335-8482 or email at: Storekeeper@sbccsail.org.

LaBella's Locker

Contact for placing ads: Joe Werkmeister masthead@sbccsail.org

All of the items listed on this page and the following page are for sale by Rich LaBella.

Contact: Rich LaBella labellar@optonline.net

Used at most six times. Stored off the boat. Pristine condition.

Nicro Marine (Ronstan) Snatch Block MOD 6741 9/16" Line with Trunnion Shackle

Heavy Duty SS Sheave and Needle Bearings—\$260/pair

Snatch blocks are a tough and reliable solution for rail sheeting, temporary leads and line deflection. Simple and quick to deploy, they can be easily opened when the load is released. Soft, resilient white cheeks reduce clatter and protect gelcoat and painted surfaces. Attachment point provided with shock cord hanger attached. The trunnion snap shackle provides a universal joint that provides full articulation in any direction.



Barient Winch Replacement Delrin Bearings (4) \$80

For aluminum drums 1 7/8" inside diameter (fits Barient 24 and possibly 22?)



Barient 24 Two Speed Winch and Extra "parts" winch— \$200

Aluminum Anodized drum

Fully operational, cleaned & lubed., No Excessive wear

Second winch has corroded drum, and some other issues, but great to keep around for spare parts - Barient is no longer around so if you need parts you have to get them shipped from Australia.



Pair, Barient 22 Two Speed Winches—\$350

Aluminum Anodized drum

Fully operational, regularly cleaned & lubed.

No Excessive wear — Includes Sunbrella winch covers




LaBella's Locker

Contact for placing ads: Joe Werkmeister masthead@sbccsail.org

ShurFlo Blaster 3.5gpm Washdown Pump System - \$95.

Ready to use pump wired & mounted on platform so you can simply bring it up on deck, drop the weighted strainer intake overboard, plug in to 12v and blast the Great River anchorage muck off your anchor before it comes on deck.

These rugged, self-priming pumps deliver 6' of lift, can run dry without damage, and won't overheat with extended use. Seamless motor shells are E-coated and have O-ring protected end-caps. Ignition and thermal protection. Sealed switches. Includes a pistol grip plastic spray nozzle, intake & output hoses, 12v extension cord and fittings.



Barient Super-HD 11" winch handle

Good condition \$60

Davis Merriman 11" Locking winch handle

Good condition \$40



3 - 5/8" West Marine "SuperBlue"

Nylon Lines \$110

Good Condition. All ends heat sealed and whipped.

- 2 - 5/8" x 60'
- 1 - 5/8" x 52'



Davis EchoMaster Deluxe Radar Reflector—\$60

Includes storage case and all hanging hardware.
Aluminum anodized
Like new, never used.



Mantus 25 lb. Anchor

Asking \$120.00

Use only twice as it did not fit the roller on my boat since I have an internal anchor roller.

Holds very well and can be taken apart for storage. The dark mark by the bolts is grease.

Contact: Richard Mourino

richard.mourino@gmail.com



RIGGING LOCKERContact for placing ads: Joe Werkmeister masthead@sbccsail.org**Arcadia FOR SALE****Bristol 41.1 Center Cockpit**

For info call Bob Sheppard at: 631 219 4699 or 631 472 0099

**1977 Cape Dory 25 Masthead Sloop**

- 150 Genoa jib
- 2 season furler
- Marine head
- Simrad autopilot
- motor compartment
- 1800 pound long, full, encapsulated keel imbedded in the hull so no keel bolts.
- Original cushions and mid cabin table.
- Draws 3 feet, perfect for the Great South Bay.
- No motor, no trailer, in the water ready to go.
- Google: Cape Dory 25 - Sailing Magazine.
- In the water at 48 East Creek on Shore Drive in Babylon Village

**\$2500****Also available:****Mercury 4hp****Outboard engine \$500****Contact: Jack Corcoran****(631) 766-3764**

SBCC OFFICERS, GOVERNORS, COMMITTEE CHAIRS, 2020-2021

OFFICERS

Commodore—Charlie Margeson
 Vice Commodore—Jeff Frederick
 Rear Commodore—Stephanie Pizer
 Treasurer—Rich Troy
 Recording Secretary—Wendy Gesele

BOARD OF GOVERNORS

Roger Daisley
 Bill Danilczyk
 Bob Forman
 D.J. Greco
 Rich LaBella
 Bob Sheppard
 Bob Van Tassel

Fleet Captain—Mara Liesegang
 Regatta Captains—Duncan & Barbara Burns
 Fleet Surgeon—Heather Reed
 Fleet Chaplain—Rick Simpson
 Corresponding Secretary—Joe Werkmeister

COMMITTEE CHAIRS

Community Relations—Cathleen Messina
 Cruising—Mara Liesegang
 GSBYRA Delegate—Rob Gutmann
 Handicap—Ted Drossos
 Historian—Fred Liesegang
 Hospitality Chair—Scott Gesele
 Legal Chair—position currently vacant
 Mailing—Fred Golder
 Masthead—Joe Werkmeister
 Membership—Pam McCarthy
 Program—Todd McCarthy
 Protest—Marty O’Connell
 Racing—Eric Winberry
 Scoring—Eric Winberry
 Storekeeper—Glen Bernichon
 Webmaster—Rich Mourino
 Welcoming—Michele Jaeger
 Yearbook—Jay Pizer

SBCC Website: www.sbccsail.org
 Racing Website: www.sbccracing.org
 Questions for the Board: corsec@sbccsail.org

DIRECTORY of Handy Contact Information

See the **SBCC Cruising Guide** for much more information about cruising in the Great South Bay and points beyond. The Guide is available to members and associates on the [web site](#). See the Table of Contents—Cruising Guide.

Anchorage Yacht Club, Lindenhurst
 Marina & Pump-out
 631-991-7372

Atlantique, Fire Island Marina
 631-583-8610

Bay Shore Marina Snack Bar Gas Dock
 631-665-1184

Captree Bridge
 631-433-3919

Captree Marina Fuel Dock
 631-587-3430

Davis Park
 631-597-9090

Fire Island Pines Marina
 631-597-9581

Jackson’s Marina, Cormorant Point
 631-728-4220

Long Beach Bridge
 516-571-7785 or VHF 13

Loop Bridge
 516-578-5903 or VHF 13

Meadowbrook Bridge
 516-578-5903 or VHF 13

Ocean Beach Marina
 631-583-5153

Pump-out in Patchogue or Moriches
 Pump-out boat at VHF 73

Railroad Bridge/Channel Bridge
 516-889-9169 or VHF 13

Robert Moses State Park Boat Basin
 631-321-3515

Sailor’s Haven
 631-597-6171

Seaview Marina
 631- 583-9380

Shinnecock Canal Lock Tender
 631-852-8291

Shinnecock Canal Slip RSVPs
 631-854-4952

Shinnecock Canal
 Tobay Marina
 516-679-3911

TowBoatU.S.
 631-666-5380
 VHF Ch16

Wantagh Bridge / Sloop Channel
 516-242-2637 or VHF 13

Westhampton Beach Yacht Marina
 631-288-9496

Watch Hill: 631-597-6455



Note that contact information for all yacht clubs and sailing associations on the Great South Bay can be found in the annual GSBYRA yearbook and on the GSBYRA web site at: <http://gsbyra.org/contacts.htm>